

The Oregon Medical Marijuana Program

Oregon
Health
Authority

PUBLIC HEALTH DIVISION
Oregon Medical Marijuana Program

OREGON MEDICAL MARIJUANA PROGRAM
STATISTICAL SNAPSHOT
OCTOBER, 2016
(REVISED 10/05/2016)



Oregon Medical Marijuana Program
PO Box 14450
Portland, OR 97293-0450
www.healthoregon.org/ommp

OREGON MEDICAL MARIJUANA PROGRAM STATISTICAL SNAPSHOT OCTOBER 2016

TABLE OF CONTENTS

Patients, Caregivers, Growers and Grow Sites	2
Patients, Caregivers, Growers and Grow Sites by Oregon County.....	2
Patients, Caregivers and Growers Outside of Oregon.....	3
Patients by Age Range	3
Patients, Caregivers and Growers by Gender	4
Patients by Condition	4
Minor Patients	4
Caregivers with Multiple Patients	5
Growers with Multiple Patients	5
Patients per Grow Site Address	6
Larger Grow Site Addresses	6
Grow Site Addresses Transferring to the OLCC.....	6
Physicians Associated with Patients	7
Physicians by Total Patient Applications.....	7
Reduced Card Application Fee Eligibility by Year.....	7
Dispensaries and Processing Sites.....	8
Dispensaries by Oregon County and Early Retail Participation	8
Processing Sites by Oregon County	8
Card Applications Received	9
Dispensary Applications Received.....	10
Processing Site Applications Received	10
Data Notes:	11

Patients, Caregivers, Growers and Grow Sites¹

	Patients	Caregivers	Growers	Grow Sites
Mailing Address in OR	66,547	29,258	37,669	27,200
Mailing Address Outside OR	1,485	512	178	N/A
Total	68,032	29,770	37,847	27,200

Patients, Caregivers, Growers and Grow Sites by Oregon County¹

	Patients	Caregivers	Growers	Grow Sites
BAKER	207	93	112	103
BENTON	999	503	521	401
CLACKAMAS	4,622	2,409	2,728	2,136
CLATSOP	611	285	317	243
COLUMBIA	763	389	519	435
COOS	1,221	528	747	558
CROOK	357	182	212	184
CURRY	759	310	388	296
DESCHUTES	3,808	1,904	1,925	1,385
DOUGLAS	2,271	937	1,526	1,208
GRANT	104	57	67	58
HARNEY	69	< 50	< 50	< 50
HOOD RIVER	277	134	186	134
JACKSON	8,953	2,756	5,364	3,139
JEFFERSON	382	194	210	186
JOSEPHINE	6,319	1,794	4,326	2,767
KLAMATH	1,123	464	682	521
LAKE	111	< 50	69	65
LANE	7,241	3,028	4,112	3,193
LINCOLN	1,453	670	607	463
LINN	1,842	1,049	1,100	848
MALHEUR	487	259	345	254
MARION	3,550	1,825	1,881	1,442
MORROW	61	< 50	< 50	< 50
MULTNOMAH	10,653	5,034	5,146	3,633
POLK	979	514	607	457
TILLAMOOK	565	232	273	240
UMATILLA	468	214	300	238
UNION	385	191	224	181
WALLOWA	91	< 50	59	55
WASCO	352	208	260	231
WASHINGTON	4,296	2,341	2,043	1,478
YAMHILL	1,109	577	684	553
Combined total for GILLIAM, SHERMAN, & WHEELER	59	< 50	< 50	< 50
Outside of Oregon	1,485	512	178	N/A

Patients, Caregivers and Growers Outside of Oregon

State	Patients	Caregivers	Growers
AK	6	3	0
AL	7	4	0
AR	2	2	0
AZ	20	10	5
CA	460	70	32
CO	5	4	0
CT	4	0	2
DC	1	1	0
DE	1	0	0
FL	45	24	2
GA	2	3	0
HI	8	1	0
IA	2	0	0
ID	171	71	33
IL	6	2	0
IN	5	1	0
KS	1	2	0
KY	2	1	0
MA	9	3	4
MD	10	1	0
ME	1	1	0
MI	7	2	3
MN	10	1	1
MO	5	3	0
MS	2	1	1

State	Patients	Caregivers	Growers
MT	8	2	1
NC	13	4	0
ND	1	0	0
NE	3	0	2
NH	1	0	0
NJ	9	4	1
NM	3	0	0
NV	35	10	5
NY	13	3	1
OH	10	1	0
OK	2	2	0
PA	19	2	0
RI	1	1	0
SC	3	1	1
SD	1	0	0
TN	11	1	2
TX	27	11	0
UT	20	9	1
VA	15	6	1
VT	0	0	1
WA	465	238	79
WI	32	6	0
WY	1	0	0
Total	1,485	512	178

Patients by Age Range *(not all are 5-year increments)*

Patient Age Range	Count	Percentage
0 – 10	110	0.2%
11 – 15	98	0.1%
16 – 17	81	0.1%
18 – 20	1,024	1.5%
21 – 24	2,814	4.1%
25 – 29	5,566	8.2%
30 – 34	6,771	9.9%
35 – 39	6,897	10.1%
40 – 44	5,778	8.5%

Patient Age Range	Count	Percentage
45 – 49	5,791	8.5%
50 – 54	6,306	9.2%
55 – 59	7,984	11.7%
60 – 64	8,175	11.9%
65 – 69	6,458	9.5%
70 – 74	2,712	4.0%
75 – 79	1,057	1.5%
80 +	675	1.0%
Total	68,297	100%

Patients, Caregivers and Growers by Gender

	Patients	Caregivers	Growers
Male	58%	54%	66%
Female	42%	46%	34%

Patients by Condition²

Condition	Count of Reporting Patients	Percentage of Reporting Patients
Severe Pain	60,411	88.8%
Spasms	19,438	28.6%
Nausea	8,881	13.1%
Cancer	4,418	6.5%
Seizures	1,756	2.6%
Cachexia	983	1.4%
HIV/AIDS	647	1.0%
Glaucoma	977	1.4%
PTSD	5,276	7.8%
Neurological	638	0.9%

Minor Patients

Minor Patient Age Range	Count
0 – 10	110
11 – 15	98
16 – 17	81
Total	289

Minor Patient Mailing Address	Count
Oregon	277
Outside Oregon	12

Condition	Count of Reporting Minor Patients ²	Percentage of Reporting Minor Patients
Severe Pain	118	40.8%
Spasms	54	18.6%
Nausea	47	16.2%
Cancer	25	8.6%
Seizures	123	42.5%
Cachexia	9	3.1%
Neurological	34	11.7%
PTSD	21	7.2%
Glaucoma, HIV/AIDS	0	0.0%

Caregivers with Multiple Patients

A caregiver must be 18 years or older and one individual may be designated by multiple patients.

Caregivers per	Patient ³
27,466	1
1,230	2
368	3
153	4
80	5
44	6
28	7
23	8
14	9
16	10
12	11
9	12
6	13
3	14
2	15
3	17
2	18
1	19
1	20
2	21
1	23
2	24
1	25
1	26
1	27
1	28
1	35
1	39
29,472	33,781

“There are 27,466 caregivers with one patient each, 1,230 caregivers with two patients each ... there is one caregiver with 35 patients, and one caregiver with 39 patients.”

Growers with Multiple Patients

A grower must be 21 years or older and one individual may grow for a maximum of four patients concurrently.

Growers per	Patient ³
28,720	1
4,158	2
2,508	3
1,681	4
37,067	51,284

“There are 28,720 growers growing for one patient each, 4,158 growers growing for two patients each, 2,508 growers growing for three patients each, and 1,681 growers growing for four patients each.”

Patients per Grow Site Address⁴

Patients per ³	Grow Site Address	Patients per ³	Grow Site Address
1	17,543	18	5
2	4,553	19	2
3	1,664	20	2
4	1,074	21	1
5	690	22	1
6	549	23	1
7	424	24	2
8	302	27	1
9	98	28	1
10	49	35	1
11	30	38	1
12	20	39	1
13	13	43	1
14	13	115	1
15	8	161	1
16	8	51,425	27,063
17	3	<i>16,333</i>	<i>No Grow Site</i>

“There are 17,543 grow site addresses with one registered patient, there are 4,553 grow site addresses with two registered patients ... there is one grow site address with 115 registered patients, and there is one grow site address with 161 registered patients. There are 16,333 patients with no grow site address designated.”

Larger Grow Site Addresses

Grow site addresses designated by 3 or more patients: **4,967**

Grow site addresses within city limits and zoned residential with an approved grandfather petition:

Grandfathered Plant Count	Approved Grow sites
18	30
24	149
Total	179

Grow site addresses outside city limits or within city limits and not zoned residential with an approved grandfather petition:

Grandfathered Plant Count	Approved Grow sites
60	11
66	7
72	8
78	7

Grandfathered Plant Count	Approved Grow sites
84	5
90	5
96	19
Total	62

Grow Site Addresses Transferring to the OLCC

On 10/05/2016, the OMMP had notification of **82** grow site addresses with inventory transfer request applications approved by the Oregon Liquor Commission Control (OLCC).

Physicians Associated with Patients

On 10/05/2016, there were **1,723** physicians associated with patients.

Physicians by Total Patient Applications⁵

Patient Range Count	Count of Patients in Range	Physicians
1 - 449	18,260	1,702
≥ 450	49,560	21

“There are 1,702 physicians who are currently serving with between one and 449 patients, and account for 18,260 (27%) of applications. There are 21 physicians currently associated with 450 or more patients, and account for 49,560 (73%) of applications.”

Reduced Card Application Fee Eligibility by Year⁶

	No Reduced Fee Eligibility	SNAP	OHP	SSI	VET
2012	59.6%	31.5%	2.5%	6.4%	N/A
2013	61.4%	27.6%	4.5%	6.5%	N/A
2014	56.1%	14.4%	22.5%	6.5%	0.5%
2015	56.0%	12.0%	25.1%	5.6%	1.2%
2016 Partial (1/16 – 7/16)	52.1%	10.3%	25.8%	5.0%	6.8%

Dispensaries and Processing Sites⁷

Dispensaries	425
Processing Sites	117

Dispensaries by Oregon County and Early Retail Participation

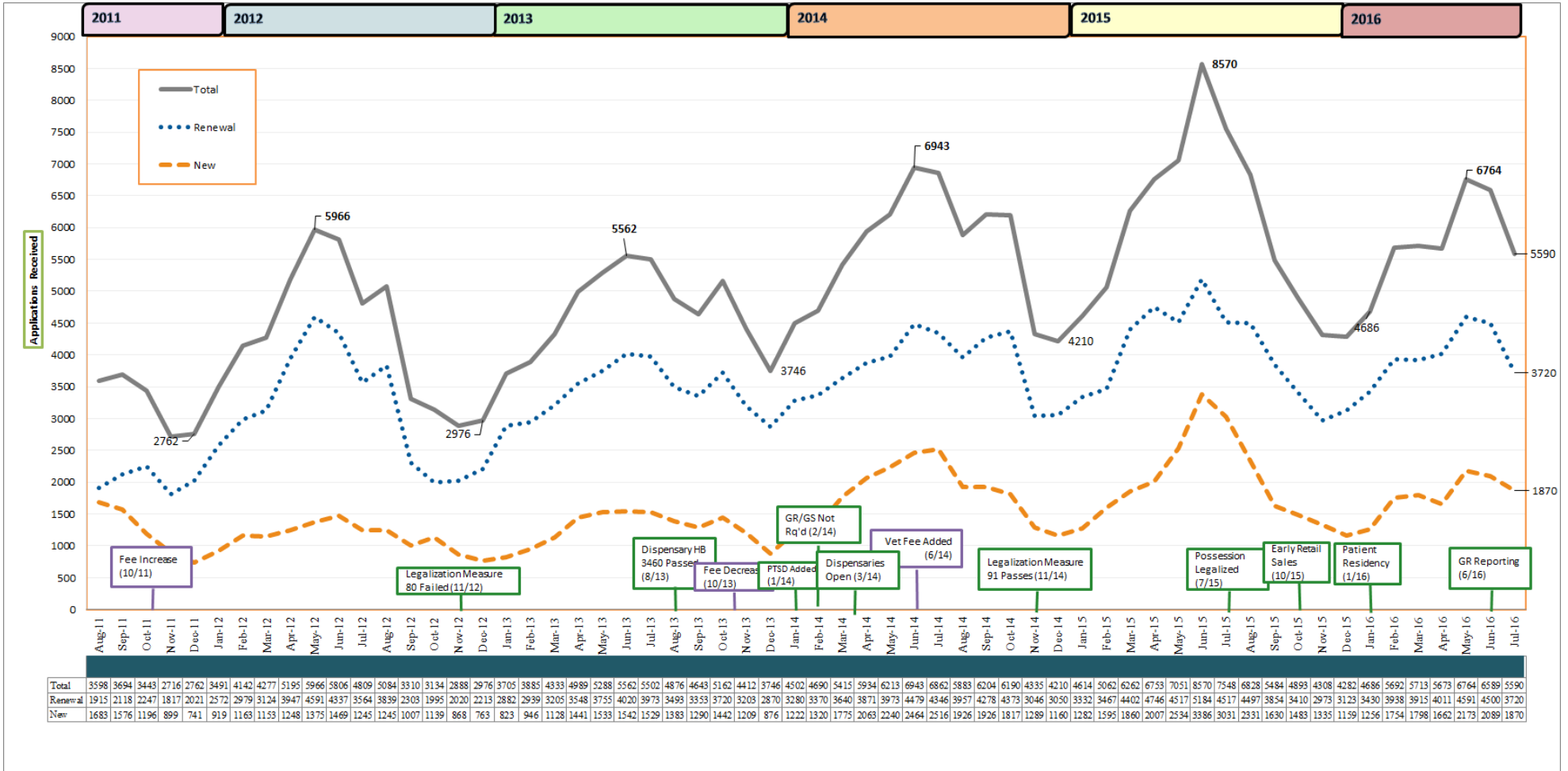
	Early Retail Sales	Medical Sales Only
BAKER	1	0
BENTON	5	1
CLACKAMAS	14	0
CLATSOP	10	1
COLUMBIA	6	1
COOS	5	0
CROOK	1	0
CURRY	6	0
DESCHUTES	17	2
DOUGLAS	6	1
HOOD RIVER	5	0
JACKSON	18	6
JEFFERSON	5	0
JOSEPHINE	7	1
KLAMATH	0	2
LANE	45	2
LINCOLN	20	2
LINN	1	7
MALHEUR	0	1
MARION	23	1
MULTNOMAH	143	10
POLK	4	0
TILLAMOOK	4	1
UNION	0	2
WASCO	1	0
WASHINGTON	23	5
YAMHILL	9	0
TOTAL	379	46

Processing Sites by Oregon County⁸

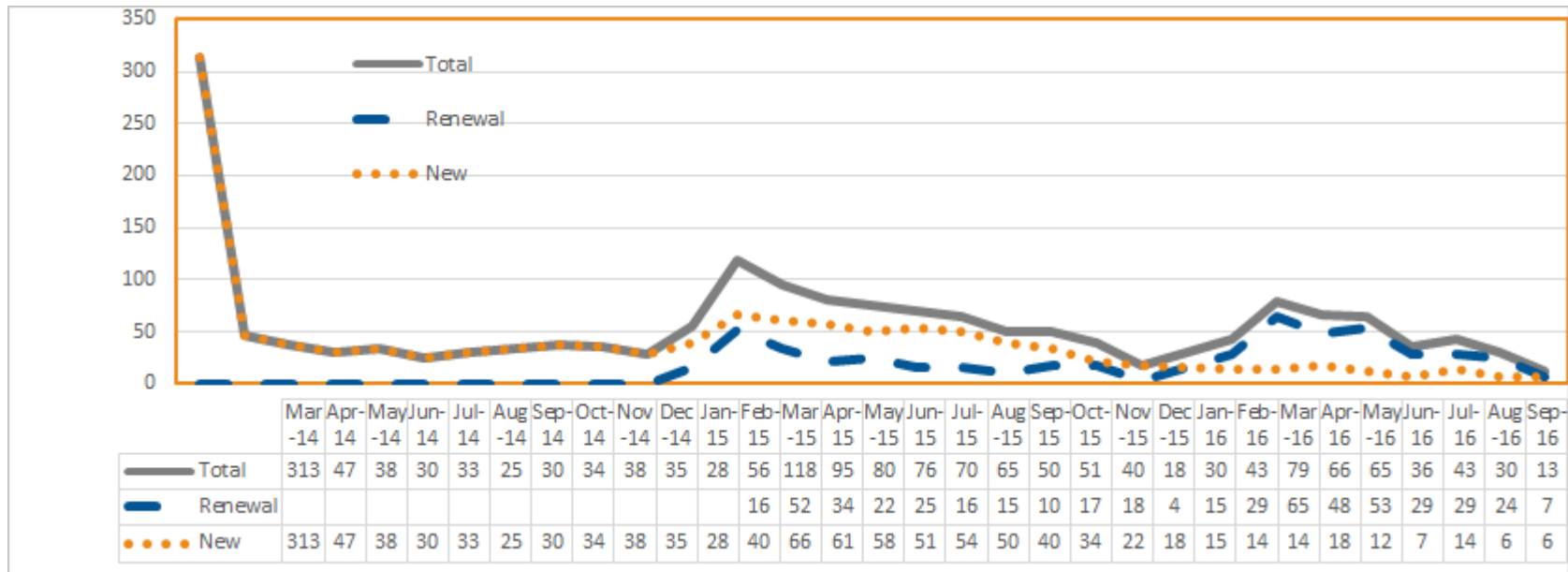
BENTON	2
CLACKAMAS	11
CLATSOP	1
COLUMBIA	1
COOS	2
CROOK	1
CURRY	1
DESCHUTES	10
DOUGLAS	1

HOOD RIVER	2
JACKSON	13
JOSEPHINE	7
LANE	19
MARION	7
MULTNOMAH	34
POLK	1
WASHINGTON	3
YAMHILL	1
TOTAL	117

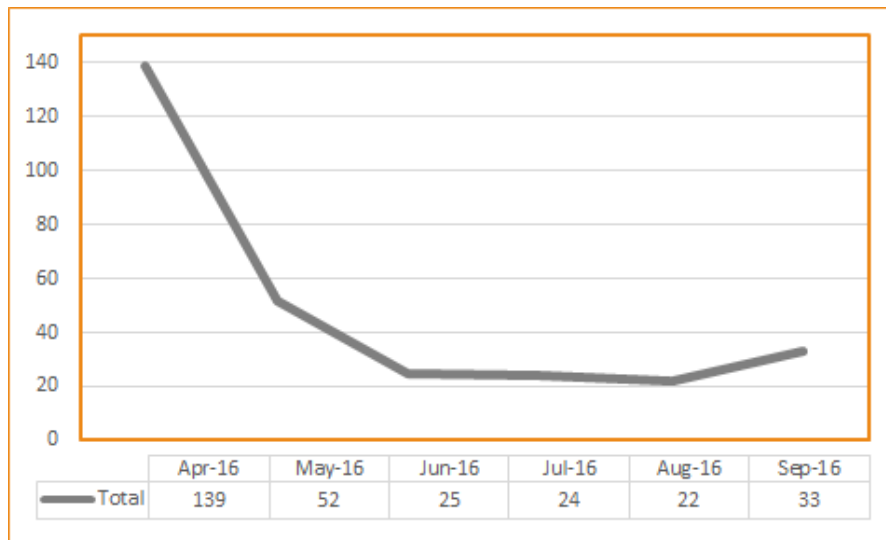
Card Applications Received⁹



Dispensary Applications Received



Processing Site Applications Received



Data Notes:

- ¹ Participant counts are based on unique combinations of person, role (patient, caregiver, grower) and mailing address county. If one person is the caregiver for three patients and has a mailing county of Multnomah on all three patient applications, he or she would be counted once as a caregiver in Multnomah County. If one person is a caregiver for three patients and has Multnomah as a mailing address on one patient application and Clackamas on the other two patient applications, he or she would be counted once as a caregiver in Multnomah County, and once as a caregiver in Clackamas County.
Grow site address counts are based on unique addresses (street address and county). If one address is designated as the grow site for three patients, it will be counted once.
If a participant or grow site does not have a county designated, it will not be counted.
- ² Conditions are not mutually exclusive; one patient may report one or more conditions.
- ³ Patient counts obtained by multiplying the number of patients by the number of caregivers, growers or grow site addresses, as applicable, and summing up the total.
- ⁴ Count may include duplicate grow site addresses. OMMP Grow site addresses were migrated to a new database (OMMG) in 02/2016. An initial deduplication of addresses was deployed in 10/2016 which consolidated exact duplicate addresses and patient counts.
- ⁵ Count may include duplicate patients if a patient has both active cards and a pending renewal application.
- ⁶ OMMP application fee types and current amounts are as follows:
- “No Reduced Fee”: No reduced fee proof is submitted with the application. Fee is **\$200**.
 - “SNAP”: Acceptable Oregon Supplemental Nutrition Assistance Program proof is submitted with the application. Fee is **\$60**.
 - “OHP”: Acceptable Oregon Health Plan proof is submitted with the application. Fee is **\$50**.
 - “SSI”: Acceptable Supplemental Security Income proof is submitted with the application. Fee is **\$20**.
 - “VET”: Proof of having served in the US armed forces. Fee is **\$20**.
- ⁷ Compiled from MMD Master Log and <http://public.health.oregon.gov/DiseasesConditions/ChronicDisease/MedicalMarijuanaProgram/Pages/dispensary-directory.aspx>
- ⁸ Processing sites are not fully registered with OHA yet, they have submitted a complete application that is under review. OHA is allowing dispensaries to accept transferred products from these unregistered processors until the application has been acted upon or January 1, 2017.
- ⁹ Counts are of complete applications. Compiled from the MMPS Master Log and <http://public.health.oregon.gov/DiseasesConditions/ChronicDisease/MedicalMarijuanaProgram/Pages/processors-pending.aspx>

Statistics compiled 09/23/16; 10/05/16

There will be natural fluctuations in statistical totals due to workflow and timing of compilation.



Oregon Medical Marijuana Program
PO Box 14450
Portland, OR 97293-0450
Phone: 971-673-1234
www.healthoregon.org/ommp